
VIRTUAL AGM USER GUIDE 2020

Attending the AGM electronically

This year we will be conducting a virtual AGM, giving you the opportunity to attend the AGM online, using your smartphone, tablet or computer.

You will be able to view a live audio webcast of the meeting, ask the board questions and submit your votes in real time.

Simply go to <https://web.lumiagm.com/112044985> in your web browser (not a Google search) on your smartphone, tablet or computer. You will need the latest version of Chrome, Safari, Edge or Firefox. Please ensure your browser is compatible by logging in early.
PLEASE DO NOT USE INTERNET EXPLORER

If you have voting rights, select “**Login**” and enter your 15-digit Control Number and password “**cardiol2020**”. If you don’t, select “**Guest**” and fill in the form.

You will be able to log into the site from 4:30 p.m. Eastern Time on June 1st, 2020.

For assistance, please send an email to lumicanada@lumiglobal.com or dial 1-866-449-3664.



Broadcast



The broadcast bar: Allows you to view and listen to the proceedings.



Home page icon: Displays meeting information

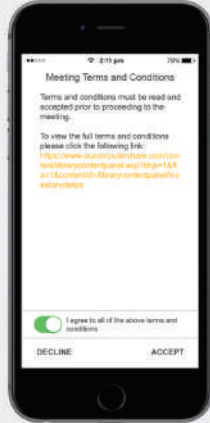


Questions icon: Used to ask questions



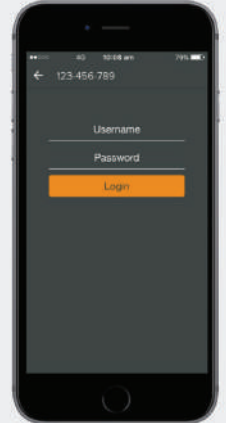
Voting icon: Used to vote. Only visible when the chairperson opens poll.

- 1** To proceed to the meeting, you will need to read and accept the Terms and Conditions.



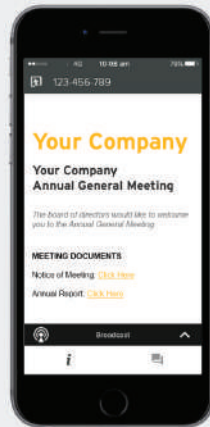
- 2** Registered holders: Your user name is the 15 digit control number printed on your proxy form.


Appointed proxy holders: Your user name can be found in the email sent to you from Computershare.




- 3** Once logged in, you will see the home page, which displays the meeting documents and information on the meeting.

Icons will be displayed in different areas, depending on the device you are using.




- 4** To view proceedings you must tap the broadcast arrow  on your screen.

Toggle between the up and down arrow  to view another screen.




TO VOTE

- 5** When the Chair declares the poll open :
- > A voting icon  will appear on your device and the Meeting Resolutions will be displayed.
 - > To vote, tap one of the voting options. Your response will be highlighted.





The number of items you have voted on, or are yet to vote on, is displayed at the top of the screen.

Votes may be changed up to the time the chair closes the poll.

NOTE: On some devices, in order to vote, you may need to minimize the audio cast by selecting the arrow  in the broadcast bar. Audio will still be available. To return to the audio cast after voting, select the arrow again.

TO ASK QUESTIONS

- 6** Tap on the Questions icon  then **press the + button** to submit a question.
- Compose your question and select the send icon .
- Confirmation that your message has been received will appear.

